



Identifying and Describing Computer Parts



In this activity, you will identify each of the basic computer components and its functions.

1. Read through the list of computer parts below.
2. For each image that follows in the table, write the name of the correct computer part from the list.
3. Write a brief description of the purpose for each computer part that you name.

Case

Hard drive

RAM





Heat sink/fan




Power supply

CPU

Motherboard

Expansion card

	Example Image	Computer Part Name	Description
1.			
2.			
3.			
4.			

	Example Image	Computer Part Name	Description
5.			
6.			
7.			
8.	